

2/11/2014

A meeting was convened by the convenor of the LOAC, Shri. G. S. Reddy, at 11:30 AM to discuss about the progress of the work assigned in previous meeting to the members of the Cell.

In the meeting, the members who were of the previous meeting divided into two groups and were assigned two tasks. They informed the house that they have initiated the work. Dr. Y. N. Narayana and his other two members apprised the house that they have intimated all the heads of the Departments to initiate student oriented activities in their respective departments. He also informed that he has requested the concerned heads of the Departments to maintain proper records of the activities undertaken. Further, the HODs have been asked to prepare a report of all the activities they have undertaken.



The board group comprising of Mr. Lakshmi & Shri. Lakshmi Lakshmi, Mr. Narayana & Shri. Narayana informed the house that they have prepared a student feedback form in order to assess the teaching learning methods and the quality of teaching. Learning process. The same has been handed over to the respective heads of the Deptts. The same is to be collected from each semester and be

Dr. S. S. S. S.


concerned Head of the Dept have been asked to prepare a summary report which is to be given to IQAC each semester.

Thereafter, the Convener, IQAC ~~to~~ congratulated and expressed his appreciation for the ~~to~~ proper of the assigned tasks. He also apprised the house that gradually other tasks would be assigned to the members.

The meeting now ended at 4:00pm.

Signatures

Convener -



Members - ① Mrs. Sabita Tamang

② Ms. Nancy C. Chakraborty

③ Ms. Kanchan L. Shaha

④ Dr. Y. N. Nandi

⑤ Arun Pradhan

⑥ Sonam Thakur, Student

⑦ Dhara Singh, Student



PRINCIPAL
Dr. Jayanta M. Upreti
Sikkim Govt. College
Surtuk

April ~~14th~~ 2017

On April 2017, a meeting was convened by IQAC Council to where the Head of the Departments were invited to attend. The Council called for the meeting to discuss the status of the syllabus of the concerned papers for the session. The HODs informed the Council about the no. of topics completed so far.

Department A -
English - 2 Units (in all papers)
Nepali - 2 "
History - 3 "
Political Science - 3 "
Sociology - 2 "
Education - 3 "
Economics - 2 "
Commerce - 2 "
EHS/OS (elective paper) - 1.5

The Council ~~also~~ ^{requested} the HODs to plan out the course outcome for ~~that~~ their respective department in the subsequent work.

IQAC Council -
members




PRINCIPAL
Dr. Jayanta M. Upreti
Sikrim Govt. College

May 2018
April 2018 May 2018

- The IBAC called for a week-long special body meeting on May 2018 to discuss the following agenda -
- * Mid-term Examination
 - * Term-Paper Examination
 - * Marked Submission
 - * Any other issue

The Governor requested me to HOD's and faculty members to apprise the house about the status of the evaluation of mid-term examination and the conduction of term paper / semester II examination. It was informed by the department that the mid-term examination has been centralized conducted so the examination is completed but the evaluation will be completed for all papers and the marks statement will be submitted to the examination cell as per the schedule prepared by the examination cell. Almost all departments have the verge of completing their term paper / short answer.



The faculty members also informed the house that marking students for their term paper is not proceeding. However, the requisite would be done.

PRINCIPAL
Dr. Iyappa M. Upreti
Sankar College

April Month 2019 2019

A meeting was called by the Convener of IQAC. All faculty members attended the meeting. The agenda of the meeting was to take the update of the activities enlisted in the department academic calendar. The faculty members informed about the activities conducted by the respective department. The HODs informed the IQAC team that they shall be submitting their respective reports on the activities. Convener IQAC thanked the faculty members for attending the meeting.

IQAC Convener -

Members - (1) Ms. Nancy C. Channappa

(2) Dr. Y. N. Minola

(3) Mrs. Kadim L. Shilpi

(4) Mrs. Smita Tanwar

(5) Sonam Thendup Shilpi (Student)

(6) Dhan Singh Sarker (Student)




Dr. Y. N. Minola
Principal

February 2021

The IGAC, Sikkim Govt College, Burtuk held a meeting on _____ at 1:30 pm. The convenor of the cell Mr. Sonam Chandra introduced the rationale behind the formation of the cell. It was agreed to the house that the members of the cell are to be vigilant and to efficiently work towards meeting the goals of the cell.

The convenor, also informed the members that they should meet every fortnight to discuss the pertinent issues concerning the cell and the institution.

The meeting ended at 3:00 pm.

Signatures - _____
Convenor - Sonam Chandra
Members

1. Dr. Y. N. Nirala
2. Mrs. Sabita Tamang
3. Mr. Shant Tamang
4. Mrs. Kaden L. Khutia
5. Dr. (Mrs.) Bandana Jorda
6. Mr. Nancy L. Chawanya
7. Mr. Divesh Tamang (Internal member)
8. Dr. Ajay Ullah (External member)
9. Arun Bishan (Student)
10. Jintan Meding Khutia (Student)
11. Dhan Singh Jibba (Student)
12. _____ Jibba (Student)



PRINCIPAL
Dr. Jayanta M. Upreti
Sikkim Govt. College
Burtuk

26th May ~~April~~ 2020

The faculty members were invited for a meeting on 26th May 2017. The agenda of the meeting was - to seek update of syllabus of every department since the end term examination is due to commence in the month of June.

The HOD's of the departments informed the IQAC convenor and members that the syllabus for all departments is completed. Some departments informed that the revision of syllabus has started.

The meeting ended with the IQAC convenor thanking all HOD's for the information.

IQAC Convenor -

Members - Dr. V. N. Nishu

Mrs. Nancy C. Laskings

Mr. Kandan L. Bhalu



PRINCIPAL
Dr. Jayanta M. Upadhyay
Sikkim Govt. College

Pradip Bhalu (Student)
Srijit Bhalu (Student)
Pradip (Student)

Students' Feed-back Report: 2018-2019

The IQAC of Sikkim Government College, Burtuk have collected and analyzed feedback of its students in order to provide an academic space for the students to articulate their opinions on the teaching-learning process of the college and also, to formulate strategies for enhancing the level of teaching in our institution. In 2018-2019, IQAC collected the feedback of Sikkim Government College, Burtuk students of all the departments (including B.A. and B.Com.) through paper-based mode, for which documents have been maintained for reference.

Questionnaire of 2018-2019 survey

A. Time Sense

1. Punctuality in the class
2. Regularity in taking class
3. Completes syllabus of the course on time

B. Subject command

4. Knowledge of the subject taught
5. Communication skills
6. Conducting classroom discussions
7. Lecture delivery
8. Skill of linking subject of life experiences & creating interest in the subject
9. Refers to latest developments in the field

C. Use of teaching methods/teaching aids

10. Uses of teaching aids (blackboard/power point presentation)
11. Blackboard/Whiteboard work in terms of legibility, visibility and structure
12. Uses of innovation teaching methods viz. like smart class.
13. Make sure that the lecture delivered is understood by the students

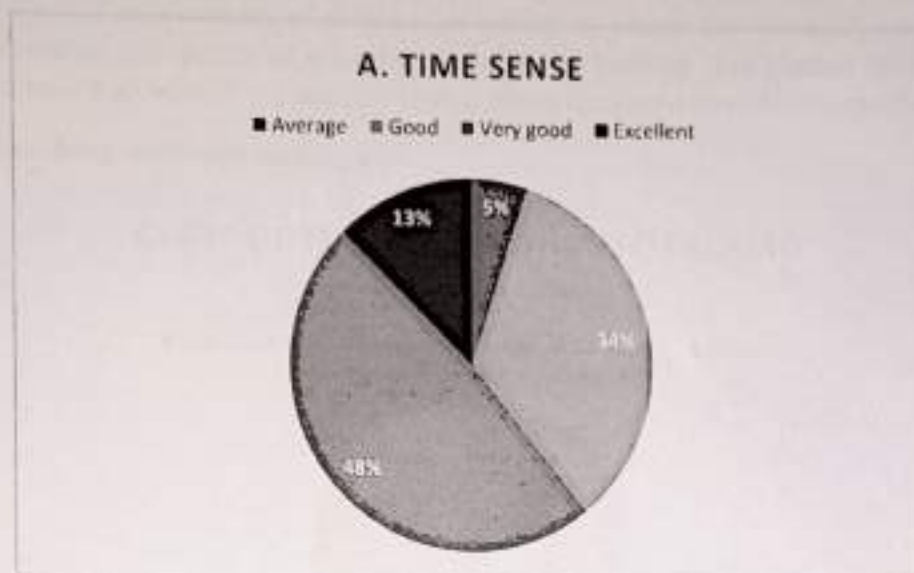
D. Class control

14. Control over the students in the class
15. Students participation in the class
16. Skills of addressing inappropriate behavior of student
17. Tendency of inviting opinion and question on subject matter from students

E. Helping attitude

18. Easy to approach to discuss any issue/problem
19. Helps student in providing study material/class notes
20. Helps students irrespective of gender, ethnicity and culture, economic background
21. Motivates and encourages the students
22. Helps students in realizing career goals
23. Inspires students for ethical conduct

A. Time Sense



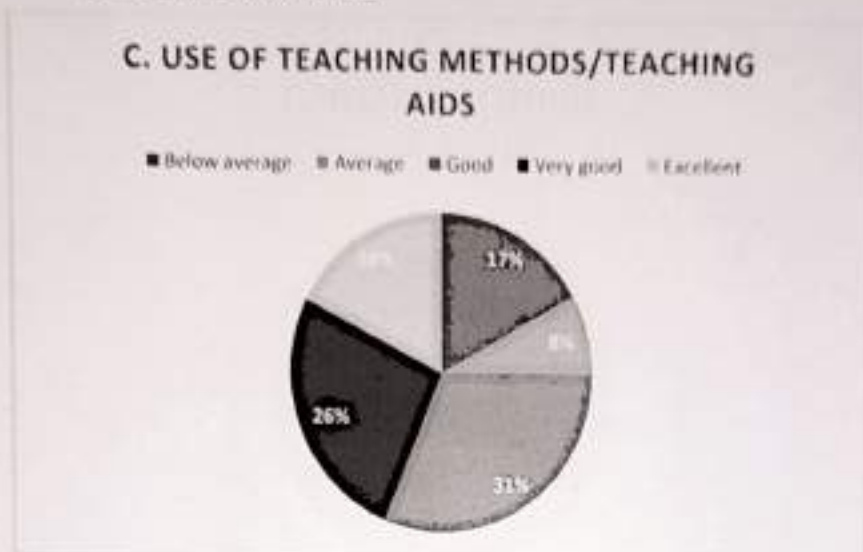
For successful and effective learning, management of time by teaching faculties is one of the most important factors. Considering the limited amount of time teachers' have with the students, it is extremely important to prioritize their teaching goals and analyze learning outcomes. According to the feedback report, 13% of the teachers have an excellent sense of time. While 35% of the teachers have a good sense of time in terms of punctuality, regularity and completing the syllabus. The remaining 5% have a room for improvement for efficiently managing their time in the future.

B. Subject command



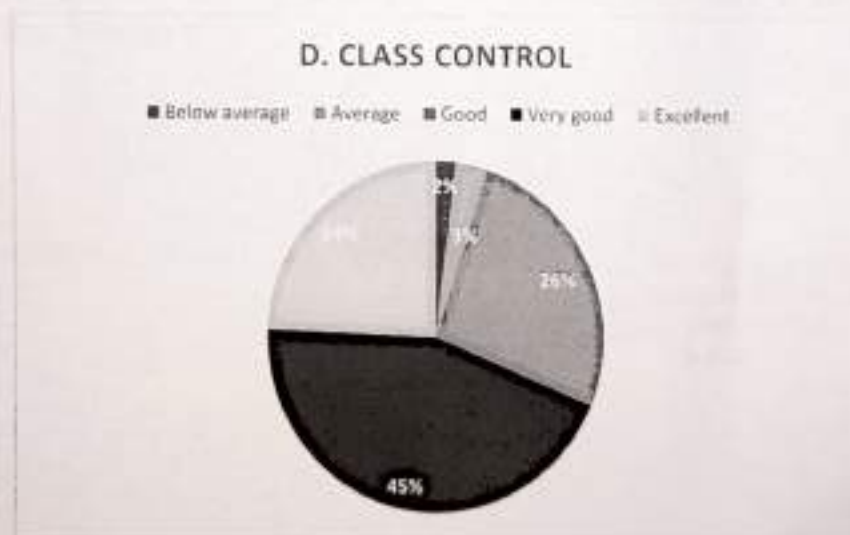
One of the most important objectives of the teaching fraternity is to possess strong command over the subject of their concern, so as to ensure quality education. The knowledge of the subject content determines the quality of effective teaching and learning. The student feedback report proves that more than 90% of the teachers have a strong command over their respective subjects.

C. Use of teaching methods/teaching aids



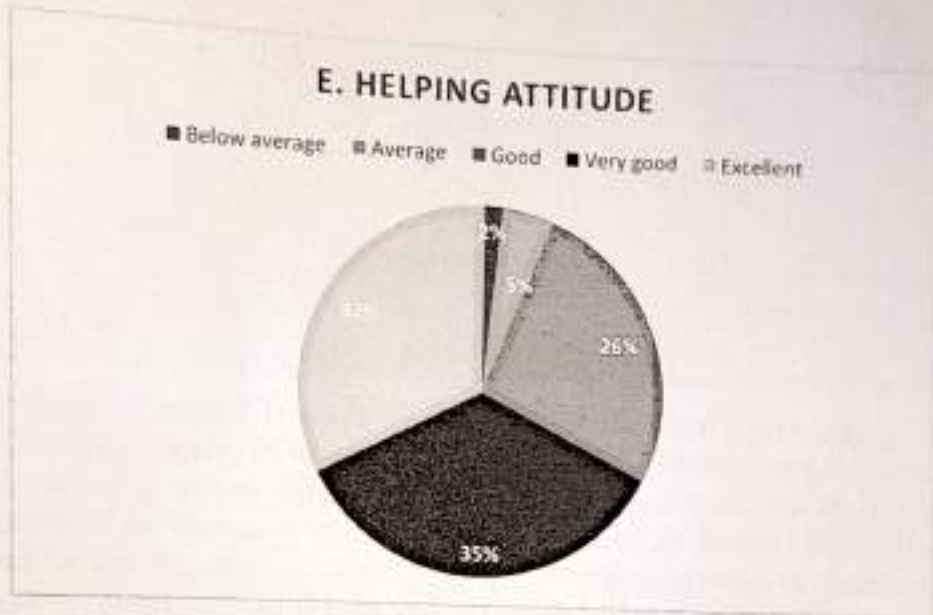
Use of effective and learner-centric teaching methods helps students achieve the desired learning outcomes. This will help students' master the content of their syllabus and also apply the content of their syllabus to their real life situations. 75% of the faculties uses innovative teaching methods and makes sure that the lecture delivered is understood by the students.

D. Class control

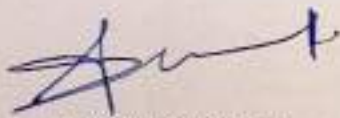


Class control is the most important technique of classroom management system as it enhances the academic competencies and skills of students. It will ensure students' academic engagement and healthy interaction. About 95% of the faculties have a very good control over the students in the class. There is a good interaction of the students with the faculties during the class. The various issues of the students are also addressed in a very efficient manner by the faculties.

E. Helping attitude



The helping attitude of the teacher helps them to impart inclusive and moral education amongst their students. Teachers can act as role models for their students and motivate them to develop a positive and empathetic attitude towards others. More than 90% of the faculties have a very helping attitude towards the students. All the teachers are very approachable by the students to discuss their problems/issues. All the students are inspired and motivated by the teachers in achieving their career goals.



IQAC Coordinator




PRINCIPAL
Dr. Iyatta M. Upreti
Sikkim Govt. College
Burtuk


Students Satisfaction Survey (2020-2021) online

Pie-chart 1.1




1. The above pie-chart 1.1 shows the compositions of student's participation in the online classes. The majority of the respondents (36.3%, 24% 10.9%) opted for good, very good and excellent options regarding participation of online classes. It is revealed that, majority of the students had no issues to attained online classes. While, around 23.9% opted for average, so it means that they had some internet issues to attain online classes. However, about 4.9% of the respondents opted below average option. So it mean that, these respondents had lack of android phone/smart phone/ internet issues to attain the online classed during pandemic time. Hence, it is proved that, about 70% of the respondents had no issues to attain the online classes conducted by the teacher. At the meantime, around 30% of the respondents also had some issues of lack of internet coverage and android phone to attain the online classes.

Pie-chart 1.2



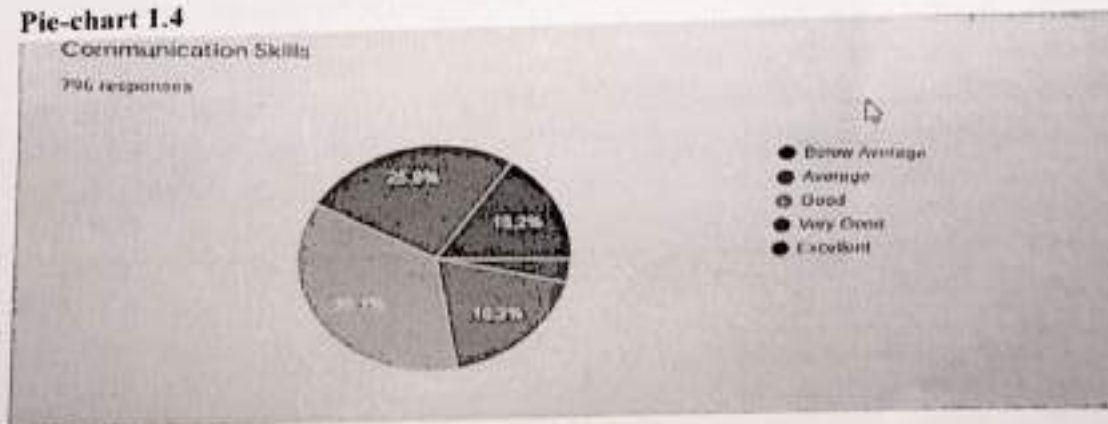
2. The above pie-chart 1.2 shows the proportions of syllabus completed on time by the teacher. The majority of the respondents (32.2%, 30.7% and 27.9 %) opted very good, excellent and good respectively on the performance of the teacher completed syllabus on time. It is revealed that, teacher were not only to completed the syllabus on time but also revised the concepts and the whole syllabus. The weaker sections of the students were given special care and attention. Sometime college also conduct remedial classes for the weaker sections. However, about 7.8% of the respondents opted for average option, so it is open that, some of the teacher were not completed their syllabus on time. Hence, it is proved that from the above analysis that, all the teachers completed their syllabus on time as well as they do revision also.

Pie-chart 1.3




3. The above pie-chart 1.3 shows the classification of teacher knowledge of the subject taught. The majority of the respondents (34.7%, 31.7% and 15.8%) opted for good, very good and excellent about the knowledge of the teacher on subject matter. It is clear from the above pie-chart that, students were enlighten about the depth knowledge taught by the teacher on various subject matter. Similarly, 15.1% opted average knowledge of the teacher taught on subject. Thus, it is clear from the above analysis that, teacher had vast knowledge on various subject matter they taught.

Pie-chart 1.4




4. The above pie chart 1.4 shows the classification of communication skills of the teacher during the lecture sessions. About 36.1% of the respondents opted for good options about the medium of communication skills (English) of the teacher, it's revealed that, the communication especially during the lecture is simple, clear and easily understandable to them. Similarly, 25.9% and 16.2% opted for very good and excellent. It means that majority of the respondents were comfortable about the communication skill of the teacher. However, 18.3% of the respondents opted average in communication skill of the teacher. Thus, it is clear that, medium of communication skill is clear, simple and understandable to them.

Pie-Chart 1.5




5. The above pie-chart 1.5 shows the proportion of students realizing career goals. The majority of the respondents i.e., (29.8%, 27.5% and 27.3%) respectively, felt that the career counselling conducted by the college and teacher enlighten them to choose good career in future. However, about 11.6% of the respondents felt that counselling conducted by the college were not enough to help in their career. Hence, it is clear that, majority of the respondents are satisfied with the career counselling conducted by the college.

Pie-chart 1.6



6. The pie-chart 1.6 show the compositions of teacher helps students irrespective of gender, ethnicity, culture and economic background. The majority of the respondents (40%) believed that teacher were not bias them according to gender, ethnicity culture and by their economic background. About (27.4%),of the respondents felt that teacher were very helps them without any discrimination. Similarly, around 19.6% of respondent of respondents has felt that sometime teacher do discrimination according to various factors. About 2.4% of the respondents has some experience of discrimination on the basis of gender, ethnicity, culture and economic background. Thus, it is clear from the above analysis that, large number of respondents has experiences of impartiality among the respondents in the college.


Pie-chart 1.7



7. The Pie-chart 1.7, Shows the classification of the teacher motivation and encouragement to students about study. As students are motivated to learn, they are more likely to achieve the goals set for them, either by themselves or by the teacher. In this context, the larger


sections of respondents (34.2%, 28.2% and 27%) felt that, teacher always gives their best to encourages them in curriculum and co-curriculum activities. While around 8.8% of the respondents felt that the motivations and encourages given by the teacher are not enough for them to excel in study. However, around 1.8% of respondents has never experience of motivation and encouragement them by the teacher.

Pie-chart 1.8



8. The 1.8 pie-chart gives the details of teacher inspires students for ethical conduct. Of the 795 respondents, about (37.9% and 29.2%) revealed that, teacher usually used to give pep-talk, space talk and moral education lectures to inspire them for ethical values and all. About 20.4% of respondents open that, their teacher were always gives importance the ethics values of the students. Whereas, 10.8% of the respondents were not aware of such values inspires by the teacher.

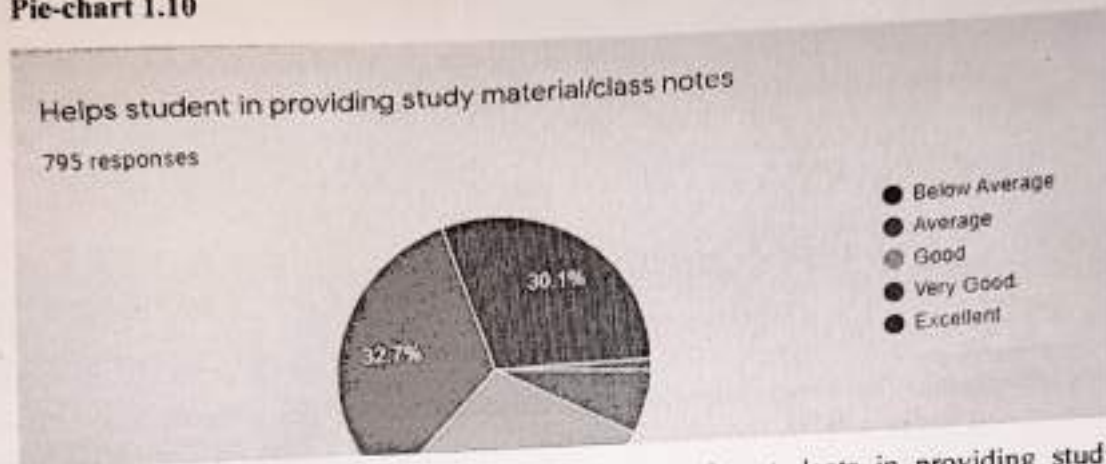
Pie-chart 1.9



9. The above pie-chart 1.9, light on the proportion of tendency inviting opinion and question on subject matter from students. About 44.6% and 25% of the respondents having a good experience in the classes that, to arouse the curiosity of topic among the students, teacher used to ask several queries and opinions before the lecture started. Similarly, 17.7% of the respondents also satisfaction with the questions and opinion ask by the teacher. Around 8.7% of respondents revealed that teachers were excellent to arouse curiosity


among students before starting the lecture. Hence, it is observed that majority of the respondents were satisfaction with the tendency inviting opinion and question on the subject matter from students.

Pie-chart 1.10




10. Pie-chart 1.10 shows the classification of teachers helps students in providing study material/class notes. The majority of the respondents revealed that, all the teacher provided them study materials and related notes according to syllabus. While, few of the respondents were had issues of not getting study materials supply by the teacher on time. Hence, it is proved that, teacher provided the notes and study materials to all the students.

Pie-chart 1.11




11. The above pie-chart 1.11 shows the proportions of easy to approach to discuss any issue/problem with teacher. The majority (37.5% and 28.7%) of the respondents revealed that, teacher were always available 24x7 to deal any problem/ issues related with the students in the college as well as from their home. Apart from that, college have a grievances cell and a grievances box through which students can solve their issues to discuss with the grievances cell members. Hence, it is clear that, teacher were easy to approach to discuss any issues/problem of the respondents.


Pie-chart 1.12



12. The 1.12 pie-chart show the compositions of control over the students in the class(online). The majority of the respondents (35.7% and 29.9%) open that teacher handle quite good in online class while questioning them in between the classes. However, 17.5% of respondents revealed that, teacher were very much concern during the online classes. So they frequently ask questions by student name, to ask open video by name etc. hence, it is clear that, teacher had good management over to control the online classes.


IGAC COORDINATOR




PRINCIPAL
Dr. Iyatta M. Upreti
Sikkim Govt. College
Bj +16



SIKKIM GOVERNMENT COLLEGE
BURTUK, GANGTOK
EAST SIKKIM- 737101

Email - principalsecburtuk@gmail.com

website: www.sgeburtuk.in

Ref.No. SGC / B / 1135 / 21

Date: 17 / 08 / 2021

To,

Prof. Shiv Kumar Sahdev
Officiating Principal
Shivaji College
University of Delhi
Raja Garden, Ring Road
New Delhi-110027

Subject: Signed copy of Tripartite MoU between SGC Burtuk and Shivaji College under Vidya Vistar Scheme, University of Delhi.


Dear Prof. Sahdev,

Warm Greetings from Sikkim Government College, Burtuk. With reference to your letter no SH/ Admin/1090/21, dated 06/08/2021, please find the enclosed and signed copy of MoU for your kind reference and further necessary action.

Looking forward for a successful collaborative endeavor with Shivaji College, University of Delhi.

Thanking You

Yours Sincerely,


Dr. Iyatta M. Upreti, Officiating Principal
Sikkim Govt. College, Burtuk, Gangtok



A.O. + Prof. Mathani
23/8/21




PRINCIPAL
Dr. Iyatta M. Upreti
Sikkim Govt. College
Burtuk

G.S.2

16. This MoU constitutes the complete agreement between the Parties with respect to the collaboration under V2Scheme. The terms of this MoU may be amended by mutual consent of the Parties in writing. Participating faculties, staff and students involved in any activities under this Memorandum must adhere to the laws of the country and Rules and Regulations of the institutions.

17. This MoU shall be executed in triplicate with each Party keeping an original.

IN WITNESS WHEREOF the Parties hereto, through their duly authorized representatives, have signed and executed this Memorandum of Understanding on the day, month and year mentioned herein.

Partner Institute

Shivaji College
University of Delhi

Shiv Kumar Sahdev
Name: Dr. Shiv Kumar Sahdev

Designation: Principal

Date: August 3, 2021

Sikkim Government College,
Burtuk, Gangtok, East Sikkim

Dr. Iyatta M. Uprey
Name: Dr. Iyatta M. Uprey

Designation: Principal

Date:

Vikas Gupta
The University of Delhi

Name: Dr. VIKAS GUPTA

Designation: REGISTRAR

Date: ... 2.09.2021

